

## RECIPROCATING SAWS

- PNEUMATIC
- HYDRAULIC
- ELECTRIC



# TECHNICAL SPECIFICATION AND ACCESSORIES

## TECHNICAL SPECIFICATION (Subject to technical change.)



Part No.	Housing-material	Valve type	Power	Stroke	Number of strokes	Air consumption	Vibration level	Sound level	Connection	ID of hose	Weight
			kW	mm	1/min	m <sup>3</sup> /min	m/s <sup>2</sup>	dB(A)			
<b>PNEUMATIC</b>											
5 1212 0010	⊕ I12GcT5 Alu	Twist <sup>2</sup>	1.1	60	330	1.45	< 2.5	84	R 3/4" a	13	6.4
5 1212 0050	⊕ I12GcT5 Alu	Le-	1.1	60	330	1.45	< 2.5	84	R 3/4" a	13	6.4
5 1213 0010 <sup>1</sup>	⊕ IM2cT5 Zamak	ver	1.1	60	330	1.45	< 2.5	84	R 3/4" a	13	10.6
Twist <sup>2</sup>			Performance data at an operating pressure of 6 bar (flow pressure).								



Part No.	Housing-material	Valve type	Power	Stroke	Number of strokes	Oil consumption	Vibration level	Sound level	Connection	ID of hose	Weight
			kW	mm	1/min	m <sup>3</sup> /min	m/s <sup>2</sup>	dB(A)			
<b>HYDRAULIC</b>											
5 1220 0010	⊕ I12GcT5 Alu	Le-ver	2.8	60	500	15	< 2.5	86	12 S	12	6.1
ver			Performance data at an operating pressure of 140 bar (flow pressure).								

Part No.	Housing-material	Valve type	Power input	Rated voltage	Safety class	Frequency	Vibration level	Sound level	Stroke	Number of strokes	Weight
			kW	V		Hz	m/s <sup>2</sup>	dB(A)	mm	1/min	
<b>ELECTRIC</b>											
5 1215 0050	Alu	push-button	1.2	230	II	50	3.0	86	60	200-400	7.8
5 1215 0070	Alu	push-button	1.2	110	II	40-60	3.0	86	60	200-400	7.8
Noise suppression according to DIN VDE 0875, EN 55014 and 8989/336 EWG.											

## ACCESSORIES


Part No.	Description
9 2406 0260	Portable service unit with pressure regulator 3/4"
9 2406 0630	Portable service unit with protection housing 1/2"
9 3610 0410	Pneumatic pressure hose ID 13 mm; 2.5 m length; screw-on claw coupling
9 3610 0420	Pneumatic pressure hose ID 16 mm; 2.5 m length; screw-on claw coupling
9 3610 0430	Pneumatic pressure hose ID 19 mm; 2.5 m length; screw-on claw coupling
9 2102 0020	Claw coupling, metal sealing, 3/4" I.D.
9 9910 0080	Carrying case for Type 5 1212 <sup>3</sup> and Type 5 1213
5 1212 9000 <sup>3</sup>	Carrying case for Type 5 1220, 51221 and Type 51215
2 1317 9010 <sup>3</sup>	Hydraulic pressure hose set for Type 5 1220 and Type 5 1221



# CLAMPS

## CLAMPS FOR PIPES

Part No.	Pos.	Description	for pipes up to (mm)
5 1207 9910	1, 2	Clamp for pipes	150
5 1201 9010	2	Extension chain (0.5 m) with bolt	250
5 1201 9020	2	Extension chain (1.0 m) with bolt	325
5 1201 9030	2	Extension chain (2.0 m) with bolt	530
5 1202 9960	1, 2	Clamp for pipes	325
5 1207 9930	1, 2, 3	Clamp with bow guide	325
5 1207 9970	3	Bow guide for pipes	325
5 1202 8940	1, 2	Clamp for pipes	530
5 1207 8930	1, 2, 3	Clamp with bow guide	530
5 1207 8910	3	Bow guide for pipes	530
5 1208 9940	4	Clamp for pipes with automatic power feed	530




## CLAMPS FOR SECTIONS AND UNDERGROUND ROOF SUPPORT


Part No.	Pos.	Description
5 1202 8970	5	Clamp for sections up to 290 mm with screw lever, bearing bolt and adjustable abutment
5 1207 9940	5	Clamp for sections up to 340 mm with screw lever, bearing bolt and adjustable abutment
5 1208 9910		Constant-velocity joint clamp with power feed for underground roof support
5 1214 9000	6	Double-screw clamp for underground roof support



### Explanation :

<sup>1</sup> For use in underground mining.      <sup>2</sup> Twist throttle with safety sensor      <sup>3</sup> Standard equipment





 II2GcT5 - Safety class ATEX, machine group II, categorie 2, for gas, structural safety, temperature class 5

 IM2cT5 - Safety class ATEX, machine group I, categorie M2, structural safety, temperature class 5




# SAW BLADES


## SAW BLADES HSS (All Spitznas saw blades cut on backward stroke. Length of blade = Operating length + 130 mm.)

Part No.	T.P.I.	LxHxB (mm)	Application	
9 2501 0050	6	200x25x1.5	Asbestos cement, plastics, solid aluminium	
9 2501 0120	6	300x25x1.5		
9 2501 0190	6	400x25x1.5		
9 2501 0230	6	500x28x2.0		
9 2501 0470	6	600x25x1.5		
9 2501 0310	6	770x28x2.0		
9 2501 0630	8	200x25x1.5	Plastics, hardboard, solid steel, aluminium, non-ferrous metal, stainless steel	
9 2501 0660	8	400x25x1.5		
9 2501 0710	8	600x28x2.0		
9 2501 0440	12	200x28x2.0	Plastics, hardboard, solid steel, aluminium, non-ferrous metal, stainless steel	
9 2501 0130	12	300x25x1.5		
9 2501 0200	12	400x25x1.5		
9 2501 0450	12	500x25x1.5		
9 2501 0670	12	530x28x1.5		
9 2501 0720	12	770x28x2.0		
9 2501 0690	12	940x32x2.0		
9 2501 0020	14	150x25x1.5		
9 2501 0060	14	200x25x1.5		
9 2501 0070	14	250x25x1.5		
9 2501 0140	14	300x25x1.5		
9 2501 0210	14	400x25x1.5		
9 2501 0240	14	500x28x2.0		
9 2501 0460	14	600x25x1.5		
9 2501 0300	14	770x28x2.0		
9 2501 0640	16	200x25x1.5	Stainless steel, steel up to 600 N/mm <sup>2</sup> , non-ferrous metal	
9 2501 0610	16	300x25x1.5		
9 2501 0620	16	400x25x1.5		

## SAW BLADES HSS-SL (All Spitznas saw blades cut on backward stroke. Length of blade = Operating length + 130 mm.)

Part No.	T.P.I.	LxHxB (mm)	Application	
9 2501 0680	12	530x28x1.5	High-strength steel, stainless steel	
9 2501 0730	12	770x28x2.0		
9 2501 0320	16	150x25x1.5		
9 2501 0330	16	200x25x1.5		
9 2501 0340	16	250x25x1.5		
9 2501 0350	16	300x25x1.5		
9 2501 0600	16	350x25x1.5		
9 2501 0360	16	400x25x1.5		
9 2501 0370	16	500x28x2.0		
9 2501 0380	16	770x28x2.0		

## SAW BLADES CARBIDE TIPPED

Part No.	Length (mm)	Application	
9 2504 0410	300	Ductile pipes, tarcoated pipes	
9 2504 0430	400		
9 2504 0420	500		
9 2504 0440	600		
9 2504 0450	700		

Other lengths and tooth pitches on request.

# SPITZNAS

Maschinenfabrik GmbH, Fellerstraße 4, D-42555 Velbert, Germany  
 Tel: +49-(0)2052-605-0 Fax: +49-(0)2052-605-29  
 Email: sales@spitznas.com Internet: <http://www.spitznas.com>